CATALOGUE

2007-2008

PRODUCTS AND SYSTEMS
FOR ELECTRICAL INSTALLATIONS
AND INFORMATION NETWORKS

legrand®

legrand®

Distribution, connection and lighting

Mini-trunking for installation and distribution

- **P. 684** Cable management solutions for commercial applications
- **P. 686** Mini-trunking system for installation
- **P. 693** Cable guide
- **P. 694** Mini-trunking system for distribution

Trunking systems

- **P. 696** Presentation of DLP trunking system for fluids
- NEW **P. 698** DLP trunking system for fluids
- **P. 700** Wiring accessories and trunking system selection chart
- **P. 702** Brilliant white DLP trunking system
- **P. 706** Fully assembled and adaptable DLP trunking system
- NEW **P. 722** German socket outlets for DLP trunking systems
- **P. 728** DLP full aluminium trunking system
- NEW **P. 734** DLP steel trunking system

Columns and floor distribution connection

- **P. 738** Solutions for equipment of commercial premises
- **P. 740** Movable columns
- **P. 740** DLP columns and mini-columns
- NEW **P. 742** Floor boxes
- NEW **P. 745** PVC floor duct
- NEW **P. 747** Desktop multi-outlet extensions
- **P. 748** Floor units and over floor trunking

Fast connection installation system

- NEW **P. 752** Junction boxes for all circuits
- NEW **P. 753** Connectors and cords for all circuits
- NEW **P. 754** Lighting units for luminaire circuits
- NEW **P. 754** Connectors and cords for luminaire circuits

Connection and lighting

- **P. 760** Flexible and rigid conduits
- **P. 762** Cable and conduit fixing devices, junction boxes
- **P. 762** Cable clips, terminal strips, connectors, line taps
- **P. 766** International plugs sockets and adaptors
- **P. 768** Cord switches
- **P. 769** Plug-in timers, pulse operated latching relay
- NEW **P. 770** Multi-outlet extensions
- NEW **P. 773** Inspection lamps
- **P. 775** Decorative, weatherproof, vandal-resistant bulkhead lights
- NEW **P. 779** Shaverlights, lampholders

New in 2007

Trunking systems

- air conditioning and plumbing applications (p. 698)
- steel trunking system (p. 734)

Connection

a wide range for all businesses installations (p. 740 to 749)

Fast connection installation system

connectors, distributors, junction boxes and cords (p. 752)

Cable management: solutions for residential and commercial applications

Legrand offers a vast range of fully integrated products to meet the demands of commercial installations, from the cable management in the floor to the cable management along the walls and in the ceiling

Composition of the system

DLP MINI-TRUNKING

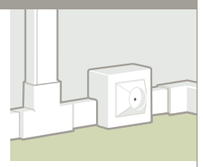

- **DLPlus: used to distribute currents to the workstation or in housing associated with wiring devices. Cable grip integrated covering lid, variable angles...**

see p. 688

- **DLP distribution: used to run cables**

see p. 695

DLP PLASTIC TRUNKING

- **Used to distribute currents as close as possible to the workstation**
- **Brilliant white trunking: 3 m length conform to BS requirements**

see p. 703

- **Fully assembled trunking: Perfectly suitable for Mosaic range For projects with known, exact specifications. Time saving when ordering and during installation**

see p. 708

- **Adaptable trunking: Versality multi-site, freedom to create, integration of any kind of wiring devices**

see p. 712

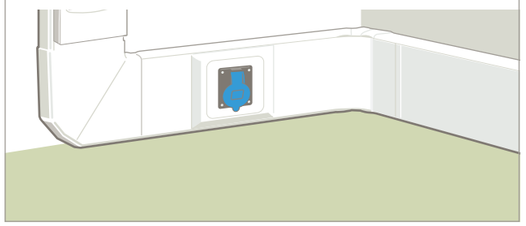



DLP COLUMNS AND MINICOLUMNS

- **Perfect for quick upgrading of office systems**
- **Allow power to be supplied via the ceiling and/or via the floor**

see p. 740

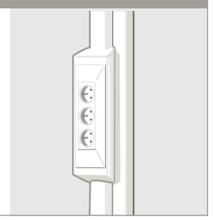

DLP ALUMINIUM TRUNKING SYSTEM

- **For all installations requiring an attractive appearance or to be highly resistant**

see p. 730

DLP STEEL TRUNKING SYSTEM

- **For all installations requiring strong robustness and a fast and easy earthing**

see p. 735

DLP FOR FLUIDS, AIR CONDITIONING AND PLUMBING APPLICATIONS

- **Aesthetic, compact with rounded edges, the trunking is especially designed to receive tubes and pipes**

see p. 698

LEGRAND ADVANTAGES

1. A complete offer
2. A vast range of fully integrated products
3. Allows installation of international standards wiring devices

DLPlus mini-trunking: profiles and accessories

BODIES	SECTION	FINISHING ACCESSORIES					
Size and shape	Length 2.10 m	End cap	Internal angle	External angle	Flat angle	Flat T junction	Junction box
20 x 12.5	300 07 300 08	312 02	302 21	302 21	302 23	302 24	303 16(1)
32 x 12.5	300 14 300 15	312 03	302 51	302 51	302 53	302 54	303 16
32 x 16	308 04	312 07	333 25	333 25	333 27	333 30	303 16 303 26(2)
40 x 20	300 27	312 11	302 81	302 81	302 83	302 16	303 16 303 26
60 x 20	301 14	302 90	302 91	302 92	302 93	302 26	303 16 303 26 303 36(3)
75 x 20	300 33	303 00	303 01	303 02	303 03	302 26	303 16 303 26 303 36

(1) Dimensions: 75 x 75 mm
(2) Dimensions: 110 x 110 mm
(3) Dimensions: 150 x 150 mm

Cable-grip

It makes the installation easier and faster by containing all the wires inside the trunking body before the cover is clipped

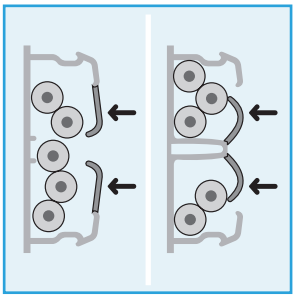

Comfortable implementation

- During installation, the conductors stay in place in the 1 or 2 compartment mini-trunking thanks to cable-grip membranes

Speed of installation

- Cable holding is integrated with the trunking (no staple to add)
- Conductors position easily
- Speedy cover fitting

DLPlus mini-trunking: wiring accessories frames

BODIES	Mosaic frames											
Size and shape	Installation at the end of the mini-trunking[1]						Installation alongside the mini-trunking[1]					
	2 modules[2]	3 modules	4 modules[3]	6 modules[4]	2 x 4 modules[5]	3 x 4 modules[6]	2 modules[2]	3 modules[3]	4 modules[4]	6 modules[5]	2 x 4 modules[6]	3 x 4 modules[7]
	1 frame + 1 adaptor						1 frame + 1 adaptor					
20 x 12.5	316 11 316 40	316 12 316 40	316 13 316 40	316 14 316 40	316 21 316 40	316 22 316 40	316 11 317 01	316 12 317 01	316 13 317 02	316 14 317 03	316 21 317 02	316 22 317 03
32 x 12.5	316 11 316 41	316 12 316 41	316 13 316 41	316 14 316 41	316 21 316 41	316 22 316 41	316 11 317 01	316 12 317 01	316 13 317 02	316 14 317 03	316 21 317 02	316 22 317 03
32 x 16	316 11 316 41	316 12 316 41	316 13 316 41	316 14 316 41	316 21 316 41	316 22 316 41	316 11 317 04	316 12 317 04	316 13 317 05	316 14 317 06	316 21 317 05	316 22 317 06
40 x 20	316 11 316 47	316 12 316 47	316 13 316 47	316 14 316 47	316 21 316 47	316 22 316 47	316 11 317 07	316 12 317 07	316 13 317 08	316 14 317 09	316 21 317 08	316 22 317 09
60 x 20	316 11 316 45	316 12 316 45	316 13 316 45	316 14 316 45	316 21 316 45	316 22 316 45	316 11 317 07	316 12 317 07	316 13 317 08	316 14 317 09	316 21 317 08	316 22 317 09
75 x 20	316 11 316 48	-	316 13 316 48	316 14 316 48	316 21 316 48	316 22 316 48	316 11 317 07	316 12 317 07	316 13 317 08	316 14 317 09	316 21 317 08	316 22 317 09

(1) Use with Mosaic socket outlets (p. 721)
(2) Frame dimensions: 127 x 74 x 60 mm
(3) Frame dimensions: 149 x 74 x 60 mm
(4) Frame dimensions: 172 x 74 x 60 mm
(5) Frame dimensions: 217 x 74 x 60 mm
(6) Frame dimensions: 162 x 167 x 60 mm
(7) Frame dimensions: 228 x 167 x 60 mm

BODIES	Oteo frames surface mounting wiring accessories		60 mm fixing centres wiring accessories frames[1]			British standard wiring accessories frames[2]	
Size and shape	Installation alongside the mini-trunking		Installation alongside the mini-trunking			Installation alongside the mini-trunking	
	1 gang for horizontal or vertical	2 gang for horizontal or vertical	1 gang for horizontal or vertical	2 gang for horizontal mounting mounting	3 gang for horizontal mounting mounting	1 gang[3] mounting	2 gang[4]
20 x 12.5	314 04	314 14	316 94	316 95	316 96	317 92[2]	317 95[2]
32 x 12.5	314 04	314 14	316 94	316 95	316 96	317 92[2]	317 95[2]
32 x 16	314 56	314 66	316 94	316 95	316 96	317 92[2]	317 95[2]
40 x 20	314 08	314 18	316 94	316 95	316 96	317 92[2]	317 95[2]
60 x 20	314 08	314 18	316 94	316 95	316 96	317 92[2]	317 95[2]
75 x 20	314 08	314 18	316 94	316 95	316 96	317 92[2]	317 95[2]

(1) Use with Creo, Suno, Valena - (2) Use with BS Mosaic, Synergy - (3) Frame dimensions: 86 x 86 mm - (4) Frame dimensions: 86 x 146 mm

DLPlus mini-trunking 20 x 12.5 and 32 x 12.5
profiles and finishing accessories



Selection chart (p. 686-687)
Wiring capacity chart (p. 692)

Mini-trunking

NF C 68-104 approved

Pack	Cat.Nos 20 x 12.5	Cat.Nos 32 x 12.5	
			Without central partition
			Mini-trunking with cable grip
			Equipped with an integrated device for holding cables in place
120(1)|80(1)	300 08	300 15	Length 2.10 m
			With central partition
120(1)|80(1)	300 07	300 14	Length 2.10 m

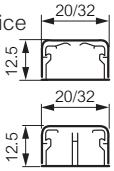

Finishing accessories

Pack	Cat.Nos 20 x 12.5	Cat.Nos 32 x 12.5	
20	312 02	312 03	End cap
10	302 21	302 51	Changeable internal-external angle
10	302 23	302 53	Changeable flat angle
10	302 24	302 54	Flat T-junction

Oteo frames

Supplied with end cap and divider for separation of currents

Installation alongside the mini-trunking

For vertical or horizontal mounting

Pack	Cat.Nos	
10	314 04	1 gang
5	314 14	2 gang

Mosaic frames

Adaptor for mounting Mosaic frame at end of the mini-trunking

Pack	Cat.Nos	
10	316 40	For 20 x 12.5 mini-trunking
10	316 41	For 32 x 12.5 mini-trunking

Adaptor for mounting Mosaic frame alongside the mini-trunking

Pack	Cat.Nos	
10	317 01	For Mosaic frames Cat.Nos 316 11 and 316 12
10	317 02	For Mosaic frames Cat.Nos 316 13 and 316 21
5	317 03	For Mosaic frames Cat.Nos 316 14 and 316 22

Connection of luminaires (p. 691)

Frames for
- Mosaic
- BS wiring accessories
- 60 mm fixing centres wiring accessories

see p. 691

(1) Number of meters in pack

DLPlus mini-trunking 32 x 16 and 40 x 20
profiles and finishing accessories



Selection chart (p. 686-687)
Wiring capacity chart (p. 692)

Mini-trunking with cable grip

NF C 68-104 approved
Equipped with an integrated device for holding cables in place

Without central partition
Length 2.10 m

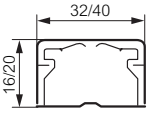

Pack	Cat.Nos 32 x 16	Cat.Nos 40 x 20
60(1) | 48(1)	308 04	300 27

Finishing accessories

Pack	Cat.Nos 32 x 16	Cat.Nos 40 x 20	
10	312 07	312 11	End cap
10	333 25	302 81	Changeable internal-external angle
10	333 27	302 83	Changeable flat angle
10	333 30	302 16	Flat T-junction

Oteo frames

Supplied with end cap and divider for separation of currents

Installation alongside the mini-trunking
For vertical or horizontal mounting

Pack	Cat.Nos 32 x 16	Cat.Nos 40 x 20	
10	314 56	314 08	1 gang
5	314 66	314 18	2 gang

Mosaic frames

Adaptors for mounting Mosaic wiring frame at end of the mini-trunking

Pack	Cat.Nos 32 x 16	Cat.Nos 40 x 20	
10	316 41	316 47	For 32 x 16 and 40 x 20 mini-trunking

Adaptors for mounting Mosaic wiring frame alongside the mini-trunking

Pack	Cat.Nos 32 x 16	Cat.Nos 40 x 20	
10	317 04	317 07	For Mosaic frames Cat.Nos 316 11 and 316 12
5	317 05	317 08	For Mosaic frames Cat.Nos 316 13 and 316 21
5	317 06	317 09	For Mosaic frames Cat.Nos 316 14 and 316 22

Connection of luminaires (p. 691)

Junction boxes (p. 691)

Frames for
- **Mosaic**
- **BS wiring accessories**
- **60 mm fixing centers wiring accessories**

see p. 691

(1) Number of meters in pack

DLPlus mini-trunking 60 x 20 and 75 x 20
profiles and finishing accessories

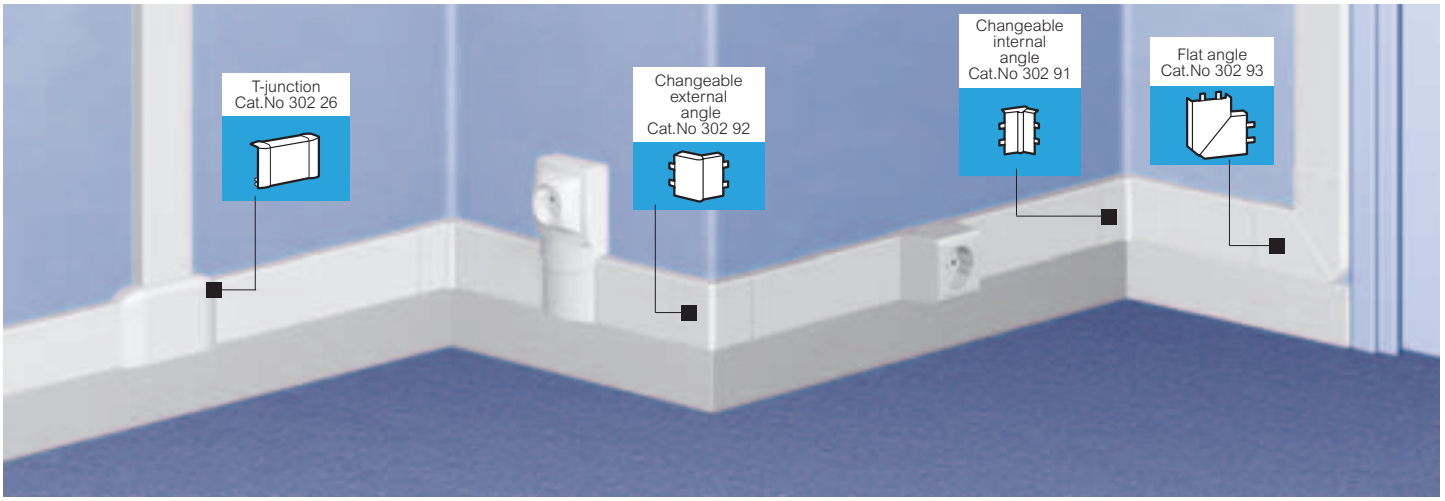

Selection chart (p. 686-687)
Wiring capacity chart (p. 692)

3-compartment mini-trunking

Pack	Cat.Nos 60 x 20	Cat.Nos 75 x 20	
32(1) | 20(1)	301 14	300 33	3 compartments for distribution of high and low currents Length 2.10 m White

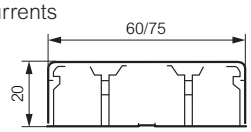

Finishing accessories

Pack	Cat.Nos 60 x 20	Cat.Nos 75 x 20	
10	302 90	303 00	End cap
10	302 91	303 01	Changeable internal angle
10	302 92	303 02	Changeable external angle
10	302 93	303 03	Flat angle
10	302 26		Flat T-junction on two planes (wall and ceiling)
1	328 05		Junction to floor duct

Oteo frames

Supplied with end cap and divider for separation of currents
Vertical or horizontal mounting

Installation alongside the mini-trunking

Pack	Cat.Nos	
10	314 08	1 gang
5	314 18	2 gang

Mosaic frames

Pack	Cat.Nos	
		Adaptors for mounting Mosaic frame at the end of the mini-trunking
10	316 45	For 60 x 20 mini-trunking
10	316 48	For 75 x 20 mini-trunking
		Adaptors for mounting Mosaic frame alongside the mini-trunking
10	317 07	For Mosaic frames Cat.Nos 316 11 and 316 12
5	317 08	For Mosaic frames Cat.Nos 316 13 and 316 21
5	317 09	For Mosaic frames Cat.Nos 316 14 and 316 22

Frames for
- Mosaic
- BS wiring accessories
- 60 mm fixing centers wiring accessories

see p. 691

(1) Number of meters in pack

DLPlus mini-trunking
frames and installation accessories

Mosaic frame
Cat.No 316 14 + adaptor
Cat.No 317 09

Cat.No 316 21

Mosaic frame
Cat.No 316 11 + adaptor
Cat.No 317 07


DCL unit
Cat.No 306 50
Linking piece
Cat.No 306 67
Wall and ceiling
tap-off
Cat.No 302 16


Mosaic frame Cat.No 316 21
Adaptor Cat.No 317 08

Mosaic frame Cat.No 316 22 +
Adaptor Cat.No 317 09

Pack	Cat.Nos	Mosaic frames
		Supplied with support, plate and divider for separation of currents Vertical or horizontal mounting For use with Mosaic 2 module sockets (p. 721)
10	316 11	2 modules
10	316 12	3 modules (for horizontal mounting only)
5	316 13	4 modules (for horizontal mounting only)
5	316 14	6 modules (for horizontal mounting only)
10	316 21(1)	2 x 4 modules
10	316 22(1)	3 x 4 modules

		Junction boxes
		White
10	303 16	75 x 75 x 35 mm
10	303 26	110 x 110 x 50 mm
10	303 36	150 x 150 x 65 mm

		BS wiring accessories frames
		For Mosaic British standard, Synergy wiring accessories (p. 464, 624)
		Installation alongside the trunking
5	317 92	1 gang 35 mm depth
5	317 95	2 gang 35 mm depth

		60 mm fixing centres wiring accessories frames
		For Creo, Valena, Suno wiring accessories (p. 558, 564, 577)
		Installation alongside the mini-trunking
		Supplied with divider for separation of currents
5	316 94	1 gang, for vertical or horizontal mounting
5	316 95	2 gang, for horizontal mounting
5	316 96	3 gang, for horizontal mounting

Pack	Cat.Nos	Connection of luminaires
10	306 50	Plug-in ceiling rose unit supplied with connector Maximum suspended weight: 25 kg as long as unit is equipped with a suitable fixing device
135(2)	306 67	Linking piece between the above unit and the ring profile Length 3 m
10	302 16	Wall and ceiling tap-off for 40 x 20 mini-trunking
10	302 26	Wall and ceiling tap-off for 60/75 x 20 mini-trunking
10	333 17	Wall and ceiling tap-off for 32 x 12.5 mini-trunking
10	333 29	Wall and ceiling tap-off for 32 x 16 mini-trunking

		Cutting accessories for profiles
1	306 98	**DLPlus cutting unit** For cutting all plastic profiles Avoids vibration when cutting bases and covers Aluminium Dim.: 225 x 142 x 76 mm

		Insulation accessory
10	304 18	**Base joint** Adjustable wall insulation joint, supplied in 5 m lengths Provides continuity between the profile and the wall, in particular in internal angles

		Fixing accessories for profiles
		For fixing all plastic profiles
		Wall plugs for immediate fixing No screws or nails required
100	308 98	For mini-trunking
100	308 99	For mini-trunking, skirting trunking and trunking
		Cartridge of Neoprene
12	309 49	Adhesive for glue gun
		DLP rapid wall plug
200	308 97	For 10 mm min. plasterboard walls at least 20 mm away from the concrete surface For fixing DLP plastic trunking in a single operation Used with a special tool for drill (Ø 8 mm), supplied in each pack of 200 wall plugs Tensile resistance: 25 kg

(1) Can be illuminated with LED Cat.No 899 06
(2) Number of meters in pack

DLPlus mini-trunking
wiring capacity chart and installation

■ Wiring capacity chart

Calculation of the usable cross-section of the profile

Simply add together the usable cross-sections of the conductors or cables you want to run in one compartment

Types of conductor or cable (mm²)	Usable cross-section (mm²)	Max. diameter (mm)
1.5	9.7	3.5
2.5	13.9	4.2
4	18.1	4.8
6	31.2	6.3
FTP(1)	-	7

(1) Diameter on a Legrand category 6 4-pair FTP cable

The usable cross-sections in the above table are theoretical, and correspond to the minimum dimensions of the conductors
You must assign a packing coefficient of 30 % to get closer to the actual conditions in installations

Example:
• Compartment A
6 x 1.5 mm² conductors
Calculation of the dimensions:
6 x 9.7 = 58.2 mm²
• Compartment B
3 x 2.5 mm² conductors
2 x 4 mm² conductors
Calculation of the dimensions:
(3 x 13.9) + (2 x 18.1) = 77.9 mm²
• Application of the coefficient to compartment A
58.2 x 1.30 = 75.66 mm²
• Application of the coefficient to compartment B
77.9 x 1.30 = 80.24 mm²

Choice of profile

Choose the profile that has sufficient capacity for the number of compartments you need

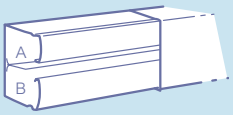

A = 75.66 mm²
B = 80.24 mm²

Continuation of the example

In our example, 32 x 12.5 mm mini-trunking, with divider, meets the requirements for the site

		Max. capacity in mm	Max. Ø in mm	Cross-section of the profile	Cat.Nos
Mini-trunking	1 comp.	160	10	20 x 12.5	300 08
		285	-	32 x 12.5	300 15
		360	13	32 x 16	308 04
		580	17	40 x 20	300 27
	2 comp. Comp. 1 Comp. 2	 70 70	 6.5 6.5	20 x 12.5	300 07
	2 comp. Comp. 1 Comp. 2	 120 120	 10 10	32 x 12.5	300 14
	3 comp. Comp. 1 Comp. 2 Comp. 3	 200 200 320	 12.5 12.5 17	60 x 20	301 14
	3 comp. Comp. 1 Comp. 2 Comp. 3	 290 290 445	 17 17 -	75 x 20	300 33

■ Installation

1 Position and fixing the body

Glue and fix your mini-trunking using your usual method

2 Mounting the wiring accessory supports

Simply clip the wiring accessory support onto the mini-trunking

The support grips the membranes

3 Inserting the wiring



Insert the wires in the mini-trunking

The wire lock membranes hold the conductors in place

4 Positioning the routing accessories

Place the routing accessory in position, you will hear it click, ensuring it is firmly in place
Then connect the wiring accessory

5 Fitting the covers

The covers are very quick to fit, with the conductors held in the mini-trunking

Nota: Insulation resistance: all the DLP plastic range (including accessories) insulation resistance superior to 5 Megaohms

surface-mounting wiring accessories

860 01

860 31

860 40

Pack	Cat.Nos	Switches
10	860 01	Two-way switch 10 AX - 250 V∿
10	860 06	Push-button - NO - 6 A - 250 V∿
		Socket outlets
10	860 31	2P + ⏚ socket outlet German standard 16 A - 250 V∿ shuttered for child safety
10	860 29	2P + ⏚ socket outlet German standard 16 A - 250 V∿
		TV socket
10	860 40	TV single socket - 0 - 2 400 MHz

cable guide and mini-trunking with adhesive

300 98

300 99

6489 00

6489 01

6489 03

Pack	Cat.Nos	Cable guide with adhesive
		This cable guide is used to rapidly attach a cable to a wall without damaging It is equipped with a double base insulating the nail or the staple from the cable 2 mounting systems are provided: • nail or staple mounting. The base is pre-drilled every 10 cm • adhesive foam mounting: foam base equipped with a self-adhesive film (1 mm thick) Length: 2.10 m Supplied with cover Material: PVC
132(1)	300 98	For cable Ø 3 to 6 mm
90(1)	300 99	For cable Ø 7 and 9 mm

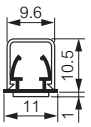

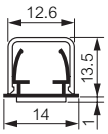

Pack	Cat.Nos	Mini-trunking with adhesive
		This mini-trunking is used to rapidly attach a cable to a wall without damaging Supplied with cable-grip Color: brilliant white Length: 3 m
96(1)	NEW 6489 00	16 x 16 mm without partition
60(1)	6489 01	25 x 16 mm without partition
36(1)	6489 02	40 x 16 mm without partition
36(1)	6489 03	40 x 25 mm without partition

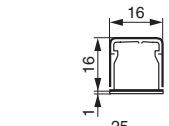

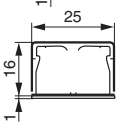

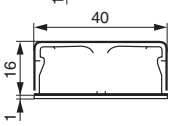

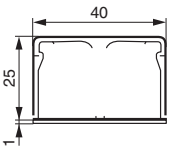



Fixing devices for conduits and cables

see p. 762

(1) Number of meters in pack

Red catalogue numbers: New products

legrand

DLP TRUNKING
FOR DISTRIBUTION

The easiest way to run cables

DLP mini-trunking for distribution is appropriate for any installation where cable management is required. Available in a wide range of sizes, the range offers simplicity and security

> From 16 x 16 mm up to 60 x 40 mm

> One single catalogue number for 2 or 3 functions

DLP distribution is dedicated to all types of distribution application and integrate major innovation in term of conductor guidance



> From 90 x 40 mm up to 120 x 60 mm

> Internal and external variable angles

> Retainers and loops for cable ties

DLP mini-trunking system for cable distribution

White

selection chart for distribution trunking and accessories

SECTION		
Section (in mm)	2 m	
	Cat.Nos	Pack
16 x 16	6363 00	128
25 x 16	6363 02	80
32 x 16	6363 04	64
40 x 16	6363 06	50
32 x 25	6363 05	48
40 x 25	6363 07	40
40 x 40	6363 08	24
60 x 40	6363 09	16

FINISHING ACCESSORIES			
Section (in mm)	End cap or	Internal angle or	External angle
	Cat.Nos		Pack
16 x 16	6364 00		100
25 x 16	6364 20		60
32 x 16	6364 40		60
40 x 16	6364 60		60
32 x 25	6364 50		60
40 x 25	6364 70		60
40 x 40	6364 80		30
60 x 40	6364 90		30

DLP trunking system for cable distribution

White

selection chart for distribution trunking and accessories

SECTION		
Section (in mm)	2 m	
	Cat.Nos	Pack
90 x 40	6373 20	20
60 x 60	6373 50	24
90 x 60	6373 60	16
120 x 60	6373 70	12

FINISHING ACCESSORIES						
Section (in mm)	End cap		Internal angle		External angle	
	Cat.Nos	Pack	Cat.Nos	Pack	Cat.Nos	Pack
90 x 40	6373 24	10	6373 21	5	6373 22	5
60 x 60	6373 54	10	6373 51	5	6373 52	5
90 x 60	6373 64	10	6373 61	5	6373 62	5
120 x 60	6373 74	10	6373 71	5	6373 72	5

DLP mini-trunking system for cable distribution

■ Calculation of the usable cross-section

Simply add together the usable cross-sections of the conductors or cables you want to run in one compartment

Types of conductor or cable (mm^2)	Cable									
	1 conductor		2 conductors		3 conductors		4 conductors		5 conductors	
	Usable cross-section (mm^2)	Max. Ø (in mm)	Usable cross-section (mm^2)	Max. Ø (in mm)	Usable cross-section (mm^2)	Max. Ø (in mm)	Usable cross-section (mm^2)	Max. Ø (in mm)	Usable cross-section (mm^2)	Max. Ø (in mm)
1.5	44	6.6	111	10.5	121	11	144	12	169	13
2.5	49	7	133	11.5	157	12.5	169	13	211	14.5
4	58	7.6	169	13	183	13.5	211	14.5	256	16
6	68	8.2	196	14	225	15	256	16	307	17.5
10	85	9.2	256	16	289	17	343	18.5	400	20
16	111	10.5	43	18.5	381	19.5	441	21	529	23
25	157	12.5	484	22	553	23.5	651	25.5	784	28
35	183	13.5	601	24.5	676	26	813	28.5	993	31.5
50	225	15	-	-	841	29	1 057	32.5	-	-

The usable cross-sections in the above table are theoretical, and correspond to the minimum dim. of the conductors
You must assign a packing coefficient of 30 % to get closer to the actual conditions in installations

Example

1) Cables needed	2) Calculation of dimensions: (mm^2)
• 2 cables 3 x 1.5^2 • 3 cables 4 x 4^2	• 2 x 121 = 242 • 3 x 211 = 633 Total = 875 Packing coefficient: 30% ➡ 875 x 1.3 = 1 137.5 mm^2

■ Choice of section

Choose the profile that has sufficient capacity

Continuation of the example

In our example, 40 x 40 mm mini-trunking meets the requirements for the site

Usable cross-section (mm^2)	Max. Ø in mm	Required sections
180	15	16 x 16
300	15	25 x 16
385	15	32 x 16
650	24	32 x 25
470	15	40 x 16
830	24	40 x 25
1 380	36	40 x 40
2 075	36	60 x 40